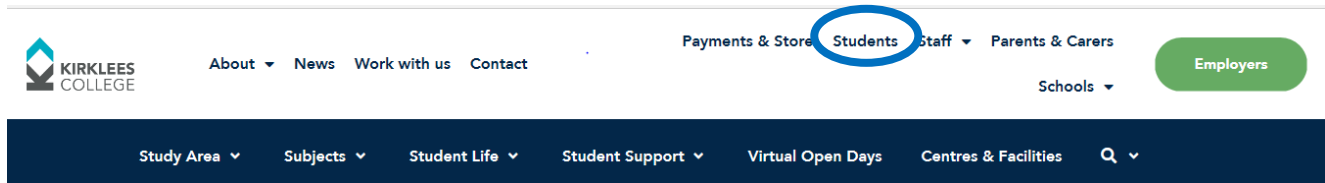


Results – Checking Your Results on Pro-portal

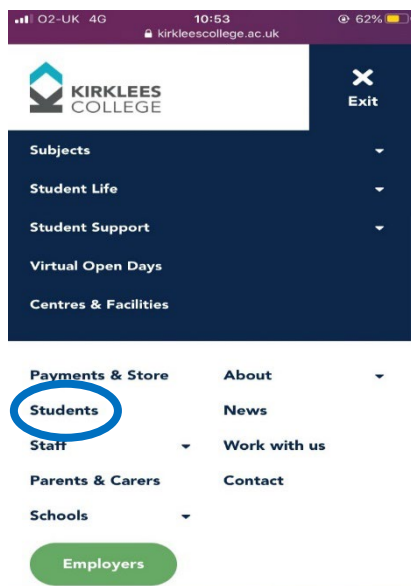
In order to access your results, you will need to log into your 'Pro-portal' account via the Kirklees College website www.kirkleescollege.ac.uk

Accessing from a PC/Laptop

You can access Pro-portal by clicking '**Students**' at the top of the page, this will then take you to Moodle where you can then access Pro-portal.

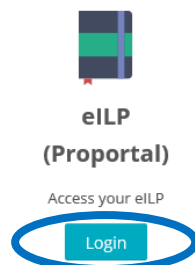


Accessing from a mobile phone



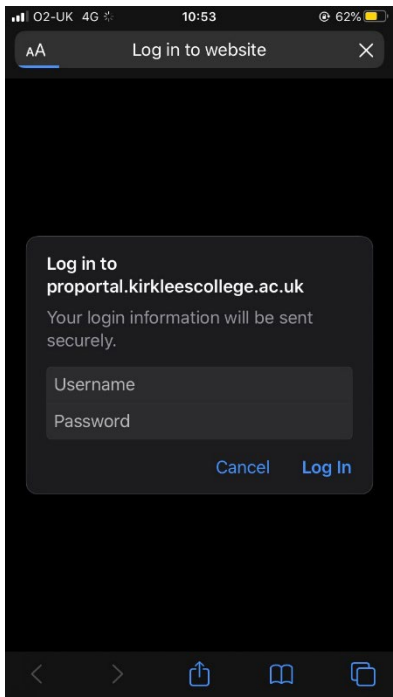
If you are accessing your results using your mobile phone, you will need to click the **blue button** at the top of the website and then you will be able to see the menu, from which you can select '**Students**'. This will also take you to Moodle.

Once you are on Moodle, scroll down until you can see the icon below, click on **Login**:



Click the '**Login**' button.

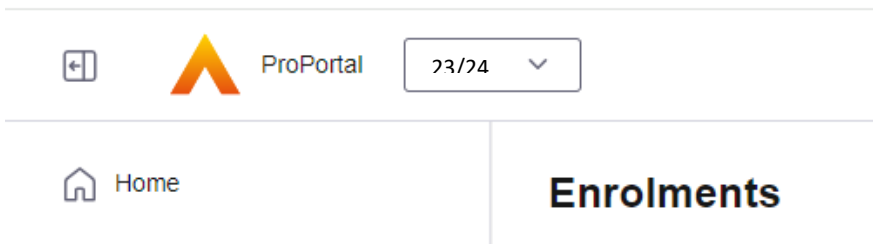
This will take you to **Proportal login page**, where you will need to use your usual college login details that you use to access the computers, and your college accounts e.g. Emails, OneDrive.



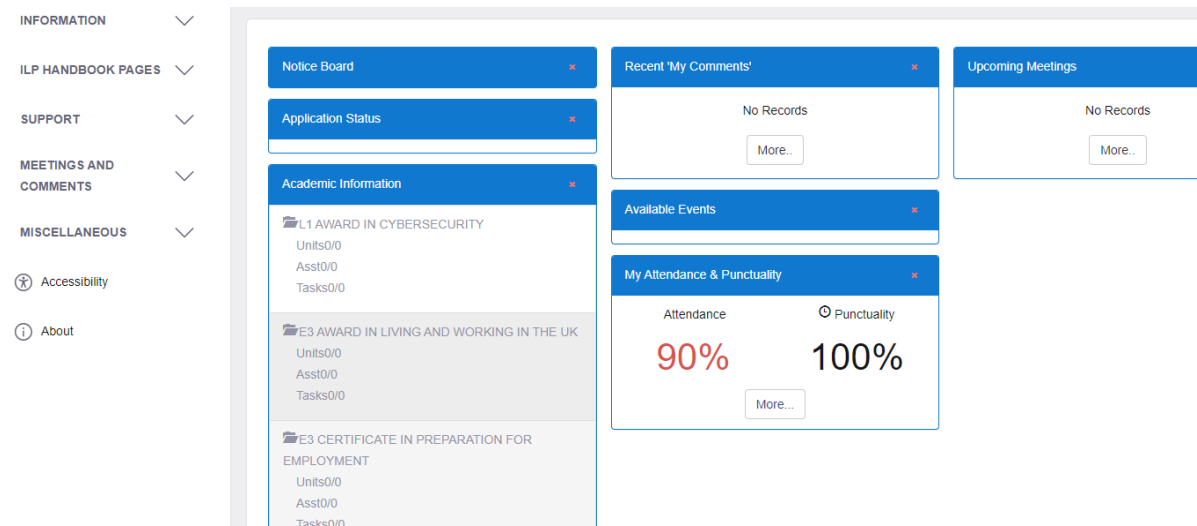
If you are using a mobile phone to access your results, you will see this screen in which you will be prompted to log in:

Change the Academic Year

Once you have logged in, ensure that you have the correct academic year selected at the top so that you can see your results for this year.

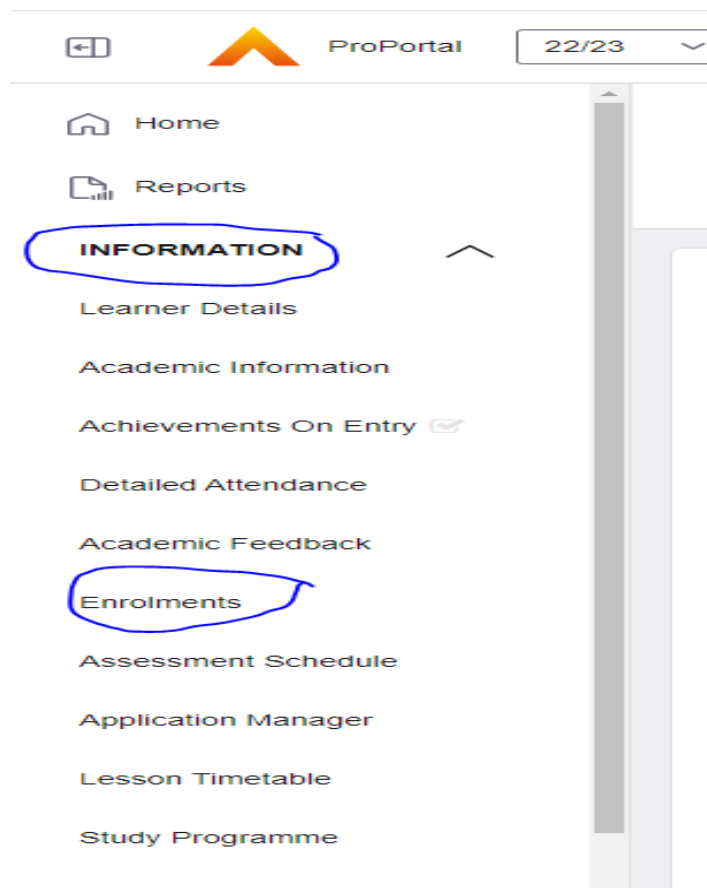


It will then show the home page which should look like this:



Checking your Result through 'Enrolments' Page

You will need to click the '**Information**' tab and then click '**Enrolments**'. This will show you your overall grade for your course, e.g. GCSE Maths or in the image below, L1 Functional Skills ICT.

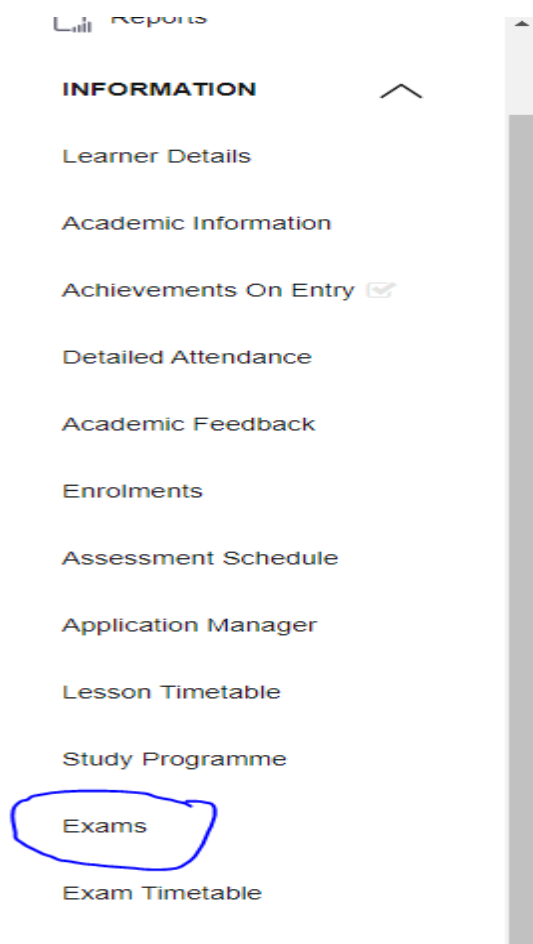


It will then come up with a table which shows what courses you are enrolled on, and also your final grades for each course.

Course Code	Course Name	Group Code	Completion Status	Grade	Outcome	Start Date	Expected End Date	Actual End Date	Reason for Leaving
WE92H11-F01	E3 ESOL DIGITAL SKILLS (19+ ONLY)	3H1	Completed		Achieved (non AS-Level)	15/9/2022	30/06/2023	22/06/2022	
WE01H11-F82	L1 ESOL S&L (DAY)	3H1	Completed	PA	Achieved (non AS-Level)	13/9/2022	30/06/2022	06/06/2022	
WE46H11-F01	E3 CERTIFICATE IN PREPARATION FOR EMPLOYMENT	3H1	Completed	EL3	Achieved (non AS-Level)	20/2/2023	17/03/2022	14/03/2022	
WE01H11-F80	E3 ESOL WRITING (DAY)	3H1	Completed	EL3	Achieved (non AS-Level)	12/9/2022	30/06/2022	19/06/2022	
WE39H11-F01	E3 AWARD IN LIVING AND WORKING IN THE UK	3H1	Completed	EL3	Achieved (non AS-Level)	28/11/2022	09/12/2022	06/12/2022	

Accessing your Results and Unit Results via Exams Page

You can also access your results by clicking the '**Information**' tab and then '**Exams**', this may be useful if you have done a course that has different units and you would like to know what you were awarded for each.



Once you have clicked this, you will be able to see all of your exam entries and what result you have got for each one, or each unit in some cases.

Exam Entries

Awarding Org	QE Code	QE Title	Exam Date/Time	Room	Grade	Raw Mark	UMS	Seat	Duration (mins) excl any Extra Time	Extra Time (mins)
CG	46920003 2	WRITING TO CONVEY INFORMATION ENTRY							0	
CG	46920010 3	SPEAKING AND LISTENING TO OBTAIN AND							0	
CG	469201	ESOL SKILLS FOR LIFE (QCF) SINGLE-MO								
CG	E3-WRITE	WRITING ENTRY 3 (ESOL			EL3					

Useful Contacts:

In case you are having any problems accessing your account you can contact our LRC team

- Chat here <https://moodle.kirkleescollege.ac.uk/course/view.php?id=14>
- or drop them an email library@kirkleescollege.ac.uk

If you are having problems understanding your results, drop an email to

ExamResults@kirkleescollege.ac.uk with your Name, Date of Birth and details of problem.