


ART AND DESIGN

WE HOPE YOU ARE LOOKING FORWARD TO STARTING YOUR COURSE IN SEPTEMBER AT KIRKLEES COLLEGE. HERE ARE SOME ACTIVITIES FOR YOU TO UNDERTAKE OVER THE SUMMER IF YOU WOULD LIKE TO GET A HEAD START.

WELCOME FROM THE CURRICULUM AREA MANAGER

“ Hi, my name is Claire and I am the Curriculum Area Manager for Art and Design at both of our Dewsbury centres. As a former student of the college, I know you will have a great time studying at Dewsbury! Our teaching team bring a wealth of expertise to the courses and we have some fantastic facilities at Dewsbury. Don't forget to check out our Antony Gormley sculpture on the rooftop of Pioneer Higher Skills Centre! ”

Claire



“ Hi, my name is Warren and I am the Curriculum Area Manager for Art and Design at Kirklees College's Huddersfield Centre. Here you will be taught by industry experts with a wealth of experience and talent. You will have access to specialist equipment and fantastic art studios. I look forward to meeting you in September!. ”

Warren



COURSE PROSPECTUS:


<https://www.kirkleescollege.ac.uk/subjects/art-and-design/>

RECOMMENDED READING LIST


In preparation for your college course, read as many books, magazines and websites and watch as many programmes to learn as much as you can about the industry.

BOOKS AND MAGAZINES


Reading any books about artists of interest to you is excellent!




Ways of Seeing – John Berger: <https://amzn.eu/d/g3sz4ld>



Threads of Life – Clare Hunter: <https://amzn.eu/d/hXHMcP>




isms – Understanding Modern Art – Sam Phillips: <https://amzn.eu/d/bs5hnZ4>



150 Photographic Projects for Art Students – John Easterby: <https://amzn.eu/d/8mz0ush>

Flash Art
Art Review
Elephant
Creative Review
Computer Arts
Aesthetica
Crafts
Frieze
Embroidery
Wallpaper



TV PROGRAMMES AND DOCUMENTARIES

These should all be of interest, try to watch a few over the summer.

ON BBC IPLAYER

Close to Yermeer
Get On Up: The Triumph of Black America
Hidden Treasures of the National Trust
Africa Rising with Afua Hirsh
Becoming Frida Kahlo
The Mysterious Mr Lagerfeld
Sensationalists – The Bad Girls and Boys of British Art

NETFLIX

Next in Fashion

CHANNEL 4

Grayson's Art Club
The Great Pottery Throw Down



FILMS

Basquiat
Andy Warhol: A Documentary Film
Pollock
Blow-Up



SOCIAL MEDIA

PINTEREST – make an account and follow - Diploma/Extended Diploma Art and Design
- @dunn5613 – follow the pencil. 🖋️

YOUTUBE

Tate - [YouTube](https://www.youtube.com/user/tate)

USEFUL WEBSITES AND PLACES TO VISIT

Tate Galleries

Baltic

Pinterest

Yorkshire Sculpture Park

Leeds Art Gallery

Hepworth Gallery Wakefield

Salts Mill Saltaire

Henry Moore Institute Leeds

Cartwright Hall Gallery Bradford

Mercer Art Gallery Harrogate

Piece Hall Halifax

Huddersfield temporary exhibitions in the Piazza shops

The Whitworth Gallery Manchester

Manchester Art Gallery

Manchester International Festival Summer 2023

Sunny Bank Mills – Leeds

Leeds Art Gallery



SUMMER ACTIVITIES

LEVEL 2 STUDENTS


Task One:

Create a Pinterest account by clicking on the link below. Create a new board and call it personal interest. Pin 50 images of visual art that you are interested. This could be examples of drawing, painting, textiles, photography, 3D work, illustration for example. This will be shared as part of induction week.

[Pinterest](#)

Task Two:

"Home" – over the summer holiday using a camera or camera phone take images of your home. This could be the garden, kitchen, bathroom for example. Think about small areas of interest. From these images do a series of drawings using any materials you decide.





LEVEL 3 STUDENTS

Task One:

Select an activity from above. You may go and visit a gallery, watch a programme or read a magazine or book.

Task Two:

Create a piece of artwork based on what you have watched, read or visited using a medium you are happy to work in. For example, using paint, watercolour, collage etc.

Task Three:

Evaluate what you have created saying what you have done well and what you can improve on. 450 words maximum.

EQUIPMENT LIST

LEVEL 2

- An A3 or A2 folder students will have to bring their work to and from college
- A range of tone pencils H, HB, 2B, 4B.
- A small pack of good quality coloured pencils
- A fine liner or 2 with different size points, pencil sharpener
- Sharp scissors
- Glue stick
- Masking tape
- A painting pallet
- Watercolour paint
- USB stick 16GB minimum

LEVEL 3

- Rubber
- Pencil sharpener
- Set of brushes
- Basic watercolour set
- Basic acrylic paint set
- Stanley knife, retractable
- 30cm metal ruler
- Glue stick
- Masking tape
- USB at least 32GB

USEFUL WEBSITES


General business information and news – <https://www.ft.com/>

Creating websites – <https://www.wix.com/>

Business basics – <http://www.bbc.co.uk/schools/gcsebitesize/business>

International business – <https://www.gov.uk/government/organisations/department-for-international-trade>

Personal finance – <https://moneyfacts.co.uk/>



Make sure the Applications team have got your correct email address as this will be used to send further communications and your enrolment link.

This year enrolment will take place online and face to face.

GOT THE RESULTS YOU WANTED?

If you get the results you wanted on 24 August and you don't want to change your course, you don't have to do anything else. Applicants will be sent online enrolment links on results day.

If you have not met the conditions of your offer, achieved better results than expected or want to change course, our enrolment hotline opens on 14 August and we are available to discuss your options Monday-Friday.

Enrolment Hotline: 01484 437100

CONTACT DETAILS

If you have any questions about your application, please contact the Applications team by emailing **applications@kirkleescollge.ac.uk**, or by calling **01484 437033**.

