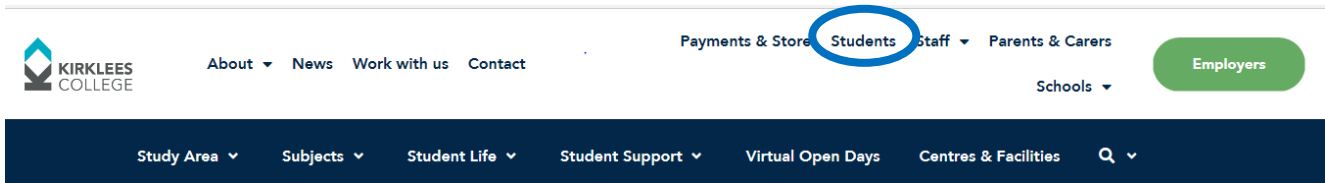


Results 2020 – Checking Your Results on Pro-portal

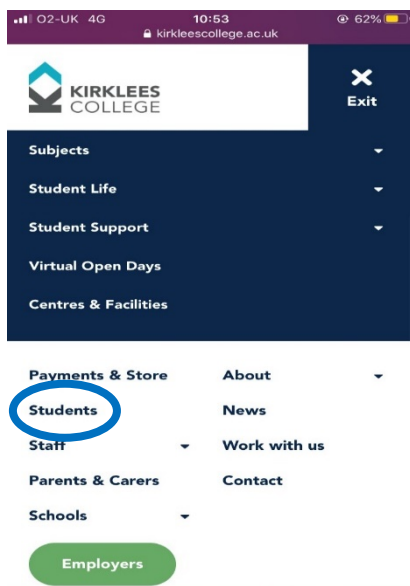
In order to access your results, you will need to log into your 'Proportal' account via the Kirklees College website www.kirkleescollege.ac.uk

Accessing from a PC/Laptop

You can access Proportal by clicking '**Students**' at the top of the page, this will then take you to Moodle where you can then access Proportal.



Accessing from a mobile phone



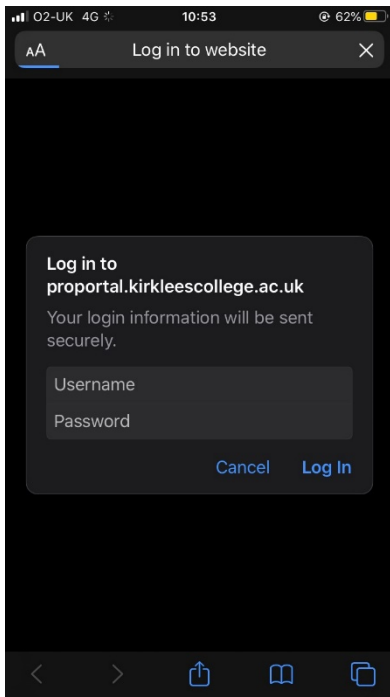
If you are accessing your results using your mobile phone, you will need to click the **blue button** at the top of the website and then you will be able to see the menu, from which you can select '**Students**'. This will also take you to Moodle.

Once you are on Moodle, scroll down until you can see the icon below, click on **Login**:



Click the '**Login**' button.

This will take you to **Proportal login page**, where you will need to use your usual college login details that you use to access the computers, and your college accounts e.g. Emails, OneDrive.



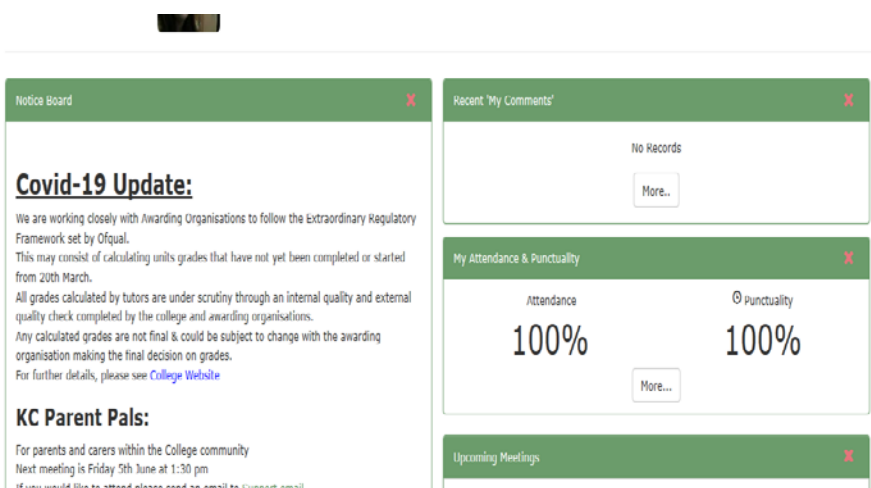
If you are using a mobile phone to access your results, you will see this screen in which you will be prompted to log in:

Change the Academic Year


Once you have logged in, ensure that you have **19/20** selected at the top so that you can see your results for this year.



It will then show the home page which should look like this:



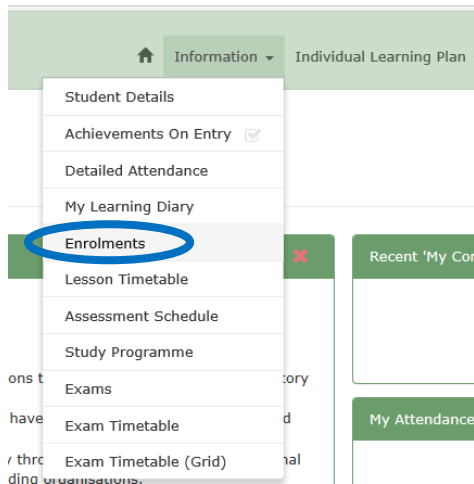
On your PC



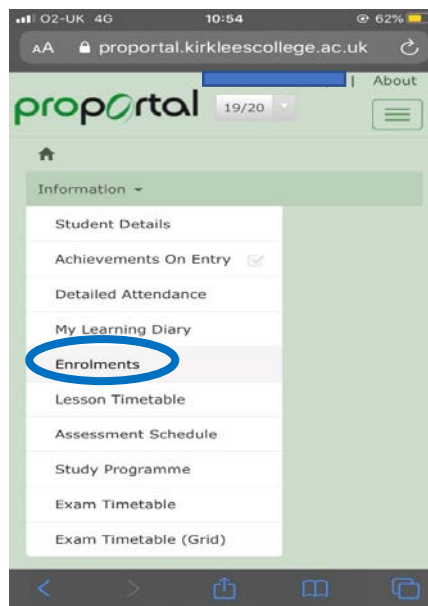
On your phone

Checking your Result through 'Enrolments' Page

You will need to click the 'Information' tab and then click 'Enrolments'. This will show you your overall grade for your course, e.g. GCSE Maths or in the image below, L1 Functional Skills ICT.



On your PC



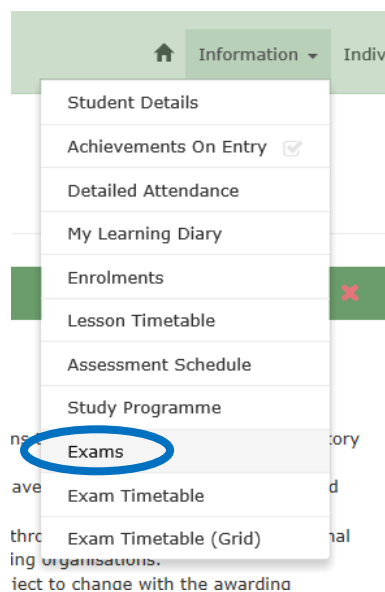
On your phone

It will then come up with a table which shows what courses you are enrolled on, and also your final grades for each course.

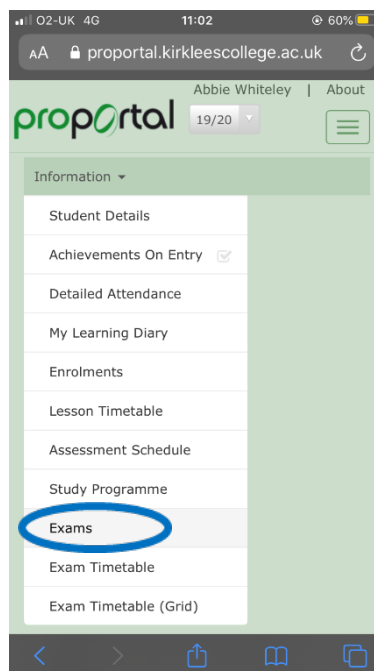
Course Code	Course Name	Group Code	Completion Status	Grade	Outcome	Start Date	Expected End Date	Actual End Date	Reason for Leaving
FA09H11-Y10	L2 APPRENTICESHIP IN BUSINESS ADMINISTRATION PROGRAMME CODE	OCT	Continuing			13/11/2019	14/11/2020		
FA09H11-Y53	L1 F SKILLS ICT	OCT	Completed	PA	Achieved (non AS-Level)	20/11/2019	14/11/2020	05/02/2020	
FA09H11-Y17	FL2 NVQ DIPLOMA IN BUSINESS ADMINISTRATION	OCT	Continuing			13/11/2019	14/11/2020		
TU21H11-F01	MOS CORE - EXCEL	SO	Continuing			13/5/2020	31/07/2020		

Accessing your Results and Unit Results via Exams Page ***This service is only available for GCSEs at the moment**

You can also access your results by clicking the 'Information' tab and then 'Exams', this may be useful if you have done a course that has different units and you would like to know what you were awarded for each.



On your PC



On your Phone

Once you have clicked this, you will be able to see all of your exam entries and what result you got for each one, or each unit in some cases.

Exam Entries

Awarding Org	QE Code	QE Title	Exam Date/Time	Room	Grade	Raw Mark	Raw Mark Max Mark	UMS	UMS Max Mark
Edexcel BTEC	20937E	L1 ICT ONDEMAND			*****				
Edexcel BTEC	DMG86	FUNCTIONAL SKILLS - INFORMATION AND COMMUNICATION TECHNOLOGY (ICT) (LEVEL 1/2) (ONDEMAND)			*****				
OCR (OCR)	10383	LEVEL 2 DIPLOMA IN BUSINESS ADMINISTRATION							

Please note: At the moment you will see '*****' against some of your records, this service will hopefully be running from w/c 24th August onwards. We are working hard to resolve this.

Useful Contacts:

In case you are having any problems accessing your account you can contact our LRC team

- Chat here <https://moodle.kirkleescollege.ac.uk/course/view.php?id=14>
- or drop them an email library@kirkleescollege.ac.uk

If you are having problems understanding your results, drop an email to Results2020@kirkleescollege.ac.uk with your Name, Date of Birth and details of problem.